

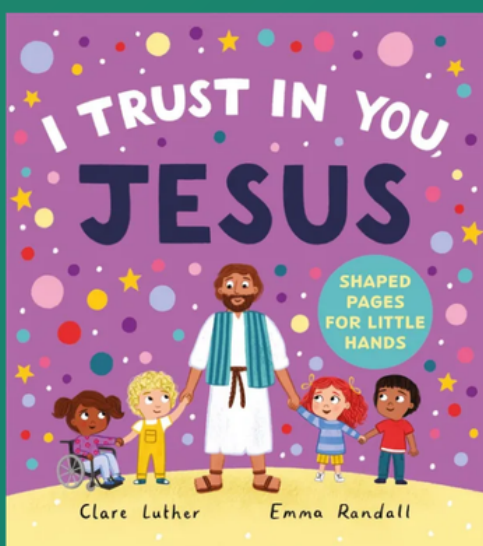
# TODDLER SESSION

Help your 0-4 year-olds see that  
Jesus is a trustworthy friend.

# Use this session to show that Jesus is a friend toddlers can trust.

**Clare Luther** is married to Tim and they have two daughters. She is a children's author who loves to write rhyming stories that encourage little ones to connect with God and find joy in knowing Jesus, like *Say What?!*.

**Emma Randall** has illustrated for major publishers around the world, including Penguin Random House, Disney/Pearson, and Scholastic.



**Do you want to give children language to talk about who Jesus is?**

This rhyming interactive board book is all about Jesus. It reassures readers of Jesus' friendship. The cleverly shaped, die-cut pages, beautiful illustrations and rhymes will help little ones engage with Jesus in a fresh and exciting way.

# Objective

To help young children know that Jesus is their good friend – a trustworthy, kind, true friend who keeps his promises and loves them.

## Outline

### Pray

1 min

### Song

5 mins

Hand out percussion instruments for the children to use while they're listening and singing. Or do actions.

### Opening questions

5 mins

### Read (with objects) + pray

10 mins

Pull out objects from the bag and use them to illustrate the reading.

### Craft & activities

30 mins

#### EXTRA IDEA:

Give a copy of the book to each family.  
Buy a 10 PACK:

# Opening prayer

*Dear God, thank you that you are in charge of everything and we can trust you. Help us to know that you are our best friend – you are good, kind, tell the truth, and your love for us never ends. Amen.*

## Song

Jesus Strong and Kind – City Alight



## Opening questions

### Who are your friends?

Elicit names of friends.

### What makes a *good* friend?

Being a good friend is when we are kind to each other with our words. Or perhaps when we ask someone to play with us (action “Come”), or we laugh together at the same things (action smiling/laughing).

### How do you feel when a friend is nice to you?

Maybe they say they love you! Or they want share a toy with you, or ask you to play with them. You feel nice!

But, sometimes it’s difficult for us to be kind or loving all the time (action shaking your head). Sometimes we can say unkind words or not share a toy.

This book is all about how Jesus is different to any other friend we’ll have.

**Jesus is a good friend we can trust.**

### **Verse 1**

Jesus said  
That if I thirst  
I should come to him  
No one else can satisfy  
I should come to him

### **Verse 2**

Jesus said  
If I am weak  
I should come to him  
No one else can be my strength  
I should come to him

### **Chorus**

For the Lord is good and faithful  
He will keep us day and night  
We can always run to Jesus  
Jesus, strong and kind

### **Verse 3**

Jesus said  
That if I fear  
I should come to him  
No one else can be my shield  
I should come to him

### **Chorus**

For the Lord is good and faithful  
He will keep us day and night  
We can always run to Jesus  
Jesus, strong and kind

### **Verse 4**

Jesus said if I am lost  
He will come to me  
And he showed me on that cross  
He will come to me

### **Chorus**

# Read (with objects)

Tip: use these slides to show the book to the whole group more easily

Prepare a bag filled with some objects related to the book:

1. A printed out image of the world
2. Cotton Wool ball
3. A piece of paper rolled up to make cylinder mega phone
4. Bubbles
5. Toy ball
6. Teddy bear/Cuddly toy

## Pages 1 – 2




*Show the children the picture of the globe.*

*Ask: Where can Jesus be found? Everywhere.*

*Say: "Jesus knows about everything and everyone because he is LORD.*

***How great that we can be friends with the Creator of the world!"***

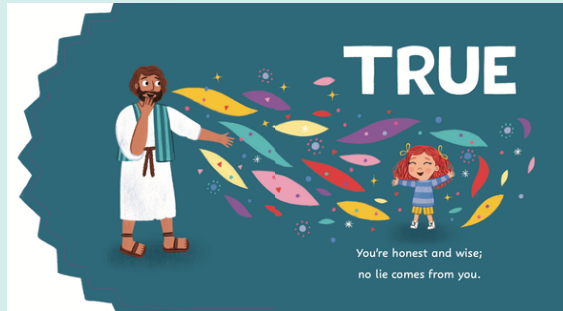

## Pages 3-4



*Pull out the cotton wool. "Look, there are no marks or mess or dirt on the cotton wool ball, it is perfectly white in colour."*

*Say: "Jesus is the same – he is the only friend who is perfect all the time." **Get the children to repeat after you: "Jesus is our good friend."***


## Pages 5 – 6



*Bring out the paper megaphone. Say through it, "Every word that Jesus says is true. Jesus is the only friend who will tell us the truth all the time."*

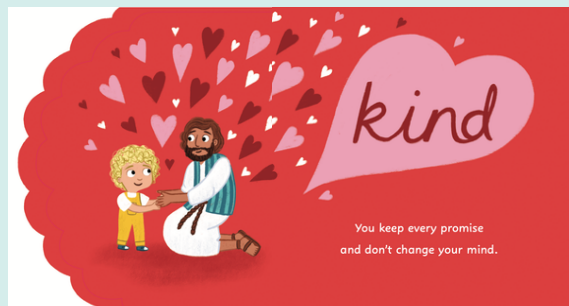

**Get the children to repeat with you: "Jesus is our good friend."**

## Pages 7 – 8



*Blow a bubble from the container and allow the children to watch a bubble land on their skin. Say, "Can you see how gently the bubble lands on your skin? Jesus is gentle, like the bubble. Jesus is the only friend who is always gentle." Get the children to repeat with you: "Jesus is our good friend."*

## Pages 9 – 10



*Allow the children to see the ball. Show the children the ball and then quickly put it back in the bag, as if you were about to allow them to play with it, but then changed your mind. Say: "Jesus does not change his mind. Jesus is the only friend who makes promises and keep them." Repeat again (try and get them to finish the word friend by themselves): "Jesus is our good ... friend."*

## Page 11 – 12



*Take the teddy out of the bag and give it a hug. Say: "Sometimes we give our friends a hug but then we let them go – we can't hug them forever. But, Jesus promises that his love for us will last forever. Jesus is the only friend who's love for us stays the same and will never end."*

**Repeat again (try and get them to finish the word friend by themselves):**  
**"Jesus is our good ... friend."**

# Summarise

**Jesus is our good friend!**

We can trust him. He is good, kind, tells the truth and loves us forever. How great that we have Jesus as our friend!

# Pray

*Dear Jesus, thank you that you are our good, trustworthy friend. Thank you for loving us always. Amen.*

Or use the prayer prompts below.

...Jesus, you  
always tell the  
truth!



**Wow...**

...Jesus, you keep  
every promise  
you make!

... that you're a  
good friend,  
Jesus.



**Thank you...**

...Jesus, that  
your love will  
never end.

... for not  
always being a  
good friend to  
others



**Sorry...**

... for not trusting  
you, Jesus.

... help us to know  
that Jesus is our  
best friend.



**Please...**

... help us to always  
trust you, Jesus.

Teach your  
children this  
prayer  
format!



# Activity

## Parachute play: Jesus & his friends.

Find Jesus' friends and have them play together! This game will reinforce that Jesus has chosen us as his friends (plus, toddlers love movement and hide and seek!)

### You'll need:

- 8 soft animal toys or dolls
- Parachute or bedsheet

### Activity:

#### PART ONE

- Before the session, hide seven stuffed animals around the room in relatively easy-to-spot places. Keep one toy back to be 'Jesus'.
- Show the 'Jesus' toy and explain that this is Jesus and he's looking for his friends!
- Get the children to see if they can spot any of his friends around the room. Take turns to go and retrieve them.

#### PART TWO:

- Say that 'Jesus' wants to play a game with his friends. Get the children to sit in a large circle with a toy each and put the bedsheet or parachute into the middle of them.
- Have the adult helpers wiggle the parachute.
- Put Jesus in the middle and have him say, "where are my friends?" and then get one of the children to throw their 'friend' in. "There he is!"
- Bounce them up and down together on the parachute and repeat until all the friends are in together.
- As an extra - from standing, wave the parachute up and down and have the children run underneath.

# Craft

## 1. Hanging Heart Reminders

### You'll need

1. Hole punch
2. Scissors & Glue
3. Twine or a ribbon
4. Pink paper
5. Decorations: stickers, glitter, crayons, etc.

### Steps

1. Cut out the hearts along the dotted line
2. Decorate / colour them in
3. Hole punch the hole at the top of the hearts
4. Attach a ribbon or piece of string
5. Tie the heart to a door handle

## 2. Jesus Paper Doll Chain

### You'll need


1. Scissors
2. Coloured or plain card (200-250 gsm will do)
3. Decorations: stickers (faces would be good), glitter, crayons, etc.


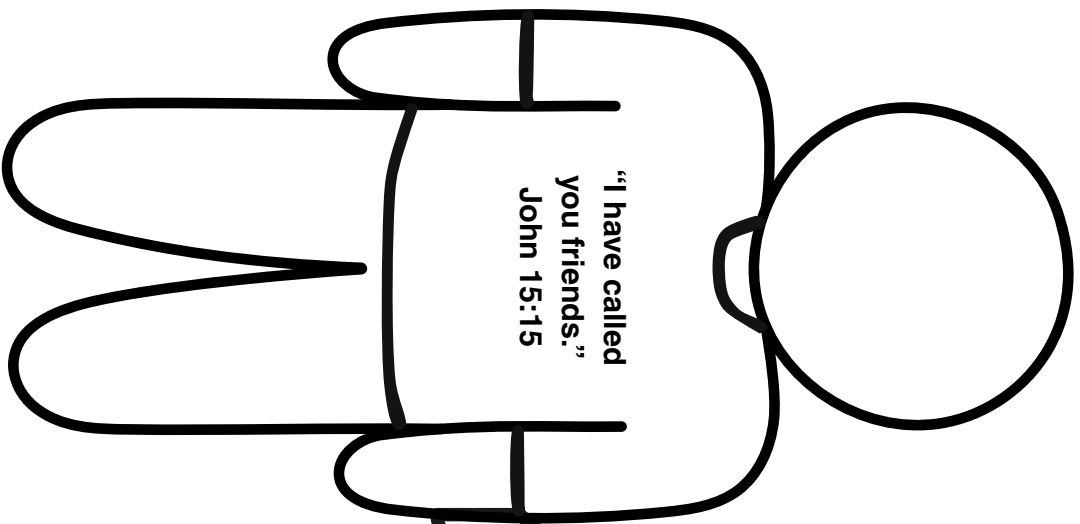
### Steps

1. Print copies of the paper doll chain out on card
2. Have the children decorate Jesus + his different friends
3. Cut the people out
4. Fold the arms to create the concertina effect



**“I have called you friends.”  
John 15:15**






# If you want more catchy, colourful toddler books...



Series bundle  
35% off

Get the two others in the series

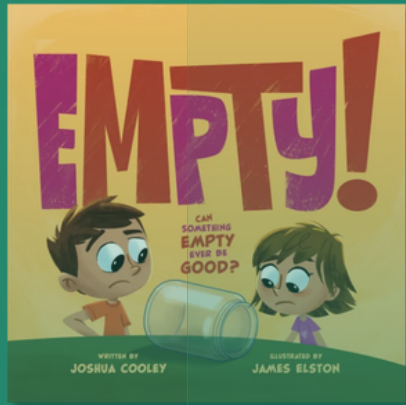
The gospel explained + singalong video. Also by Clare Luther.



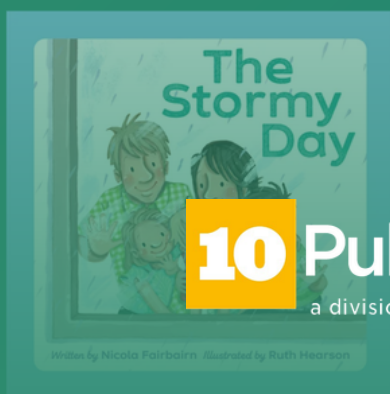
Free toddler session

Three rhyming stories in Jesus' life

Board book about Jesus' Kingship



Looks at the resurrection



**10** Publishing  
a division of **10** of those.com